


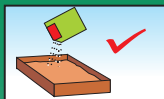
Hermetically  
Sealed in Foil for  
Freshness

# MayFord

## CELERY SELDERY UTAH



LOCATION  
LIGGING  
LOCALIZAÇÃO




SEED TRAYS / SAADKASSIES  
TABULEIROS DE SEMENTES

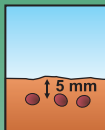
FROST FREE AREAS  
RYPVRYGBIEDE  
ÁREAS ISENTAS DE GEADAS

FROST AREAS / RYPGBIEDE  
ÁREAS GEADAS

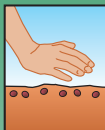
| WINTER<br>WINTER                            | SPRING<br>LENTE | SUMMER<br>SOMER | AUTUMN<br>HERFS |
|---|-----------------|-----------------|-----------------|
|   |                 |                 |                 |
| INVERNO                                     | PRIMAVERA       | VERÃO           | OUTONO          |
| SOWING TIME • SAAITYD • ÉPOCA DA SEMENTEIRA |                 |                 |                 |




SEED BEDS  
SAABEDDINGS  
HORTA DE SEMENTES



SOWING DEPTH  
SAADIEPTE  
PROFUNDIDADE  
DE SEMEADURA



PRESS DOWN  
DRUK VAS  
COMPRIMER



KEEP MOIST  
HOU KLAM  
MANTER ÚMIDO



TRANSPLANT AT  
VERPLANT TEEN  
TRANSPANTAR




TRANSPLANT TO  
VERPLANT NA  
TRANSPLANTE PARA



KEEP MOIST  
HOU KLAM  
MANTER ÚMIDO



90 days / dae  
dias  
DAYS TO HARVEST  
DAE TOT OES  
DIAS AT E COLHEITA



When celery is nearly full grown, blanch stalks by using several layers of newspaper and tying it securely around the plant leaving top leaves uncovered.

floramedia  
COPYRIGHT RESERVED



30MSP02 - 00632



### SAKATA

SAKATA SEED SOUTHERN AFRICA (Pty) Ltd  
P.O. BOX 160, LANSERIA 1748 SOUTH AFRICA  
[www.mayford.co.za](http://www.mayford.co.za)



Not for food,  
feed or processing

